



*We are a Christ-centered Catholic faith community
that celebrates diversity and fosters spiritual growth,
inspiring all to reach their full potential in mind, body and spirit.*

GROWTH AND RETENTION AD HOC COMMITTEE MEETING

**WEDNESDAY, MARCH 8, 2023
5:30 PM – 6:30 PM**



*FATHER KENNETH BURNS, C.S.C. BOARD ROOM
CATHOLIC EDUCATION CENTRE, WELLAND, ONTARIO*

-
- | | |
|--|---|
| 1. Meeting Called to Order – Camillo Cipriano, Director of Education | - |
| 2. Opening Prayer – Trustee Turner | - |
| 3. Roll Call | - |
| 4. Approval of Agenda | - |
| 5. Declaration of Conflict of Interest | - |
| 6. Multi Year Strategic Plan | 6 |
| 7. Nominations and Election of the Growth and Retention Ad Hoc Committee Chair for 2022-2023 | - |
| 8. Minutes of the Growth and Retention Ad Hoc Committee meeting of November 12, 2019 | 8 |
| 9. Data | 9 |
| 10. Committee Meeting Schedule 2022-2023 | - |
| 11. Adjournment | - |

**TO: NIAGARA CATHOLIC DISTRICT SCHOOL BOARD
GROWTH AND RETENTION AD HOC COMMITTEE
MARCH 8, 2023**

PUBLIC SESSION

TITLE: MULTI YEAR STRATEGIC PLAN



Our Mission

We are a Christ-centered Catholic faith community that celebrates diversity and fosters spiritual growth, inspiring all to reach their full potential in mind, body, and spirit.

Our Vision

Encountering souls and opening minds so that all students succeed.

Our Values

JUSTICE

We are committed to equity, works of social action, and the celebration of diversity.

COMPASSION

We practice forgiveness, generosity, kindness, humility, and service in our interactions with others.

STEWARDSHIP

We care and act respectfully and responsibly for all God's creation.

ACCOUNTABILITY

We take ownership for the impact and consequences of actions and decisions.

COMMUNITY

We foster connections where all belong and work collaboratively with our partners.

INTEGRITY

We act in a manner that is consistent with gospel values.

FAITHFULNESS

We are nourished by our Catholic faith through the word, spirit, and prayer.



2021-2026 STRATEGIC PLAN

LISTENING, LEARNING, AND LEADING STRATEGIC DIRECTIONS



ADVANCE STUDENT ACHIEVEMENT FOR ALL STUDENTS

- Focus on student success promoting and supporting all pathways for student achievement
- Support students' mental health & wellness
- Prepare students in global competencies



CELEBRATE THE RICHNESS OF OUR CATHOLIC FAITH AND OUR HOLISTIC, VALUES-BASED, CATHOLIC EDUCATION

- Anchor our work in the Gospel as lived in the person of Jesus Christ
- Prepare our students to live out the Ontario Catholic School Graduate Expectations
- Appreciate and highlight faith-based role models putting a 'face to our faith'



FOSTER INCLUSIVE, EQUITABLE, AND SAFE SCHOOL COMMUNITIES WHERE ALL ARE WELCOMED AND 'CALLED BY NAME'

- Strengthen and promote opportunities for student voice
- Advance Indigenous Education guided by the Truth & Reconciliation recommendations and the local Indigenous community
- Develop and honour a culture of respect, acceptance, and belonging
- Prioritize a diverse workforce that reflects our communities



MANAGE OUR RESOURCES EFFECTIVELY TO BUILD A SUSTAINABLE CATHOLIC SCHOOL BOARD IN THE NIAGARA REGION

- Design opportunities to address changing enrollment
- Optimize our facilities through responsible stewardship and engage in environmental sustainability



FOSTER AUTHENTIC RELATIONSHIPS WITH ALL OUR STAFF TO STRENGTHEN OUR WORK WITH STUDENTS

- Facilitate positive employee engagement, faith formation, and community belonging
- Create opportunities to promote staff health and wellness
- Invest in staff learning opportunities and leadership development

**TO: NIAGARA CATHOLIC DISTRICT SCHOOL BOARD
GROWTH AND RETENTION AD HOC COMMITTEE
MARCH 8, 2023**

PUBLIC SESSION

**TITLE: MINUTES OF THE GROWTH AND RETENTION AD HOC
COMMITTEE MEETING OF NOVEMBER 12, 2019**

RECOMMENDATION

THAT the Growth and Retention Ad Hoc Committee approve the Minutes of the Growth and Retention Ad Hoc Committee Meeting of November 12, 2019, as presented.



MINUTES OF THE GROWTH AND RETENTION COMMITTEE MEETING

TUESDAY, NOVEMBER 12, 2019

Minutes of the Growth and Retention Committee Meeting of the Niagara Catholic District School Board, held on Tuesday, November 12, 2019 at 5:30 p.m. in the Father Kenneth Burns c.s.c. Board Room, at the Catholic Education Centre, 427 Rice Road, Welland.

The meeting was called to order at 5:30 p.m. by John Crocco, Director of Education.

2. **Opening Prayer**

Opening Prayer were led by Trustee Moody.

3. **Roll Call**

Trustee	Present	Present Electronically	Absent	Excused
Rhianon Burkholder	✓			
Kathy Burtnik	✓			
Frank Fera	✓			
Larry Huibers	✓			
Daniel Moody	✓			
Leanne Prince	✓			
Dino Sicoli	✓			
Paul Turner	✓			
Student Trustees				
Jade Bilodeau	✓			
Luca DiPietro	✓			

The following staff were in attendance:

John Crocco, Director of Education; **Yolanda Baldasaro**, **Ted Farrell**, **Frank Iannantuono**, **Pat Rocca**, Superintendents of Education; **Scott Whitwell**, Controller of Facilities Services; **Anna Pisano**, Recording Secretary/Administrative Assistant, Corporate Services & Communications

4. **Declaration of Conflict of Interest**

No Declaration of Conflict of Interest were declared with any items on the agenda.

5. **Nominations and Election of the Growth and Retention Committee Chair for 2019-2020**

Director Crocco called for nominations for the position of Chair of the Growth and Retention Committee for 2019-2020. Trustee Fera nominated Trustee Turner. Director Crocco asked Trustee Turner if he wished to stand for the position of Chair of the Growth and Retention Committee.

Trustee Turner accepted the nomination.

Following three calls for nominations there were no further nominations forthcoming. Trustee Turner was acclaimed to the position of Chair of the Growth and Retention Committee 2019-2020.

Moved by Trustee Burtnik

THAT Trustee Turner be elected to the position of Chair of the Growth and Retention Committee 2019-2020.

APPROVED

6. **Approval of the Agenda**

Moved by Trustee Prince

THAT the Niagara Catholic District School Board approve the Agenda of the Growth and Retention Committee Meeting of November 12, 2019, as presented.

CARRIED

7. **Committee Terms of Reference**

Background information was presented by Chair Turner for the information of the Growth and Retention Committee.

The Board discussed the mandate of the committee, the outcome and the process as it began its committee journey.

The Committee agreed on the following Terms of Reference for the Growth and Retention Committee 2019-2020.

- To review the enrolment realities and projections across the Board with a report brought back to the Board no later than September 2020.
- To make recommendations to the Board with respect to future growth and retention global strategies and priorities, Kindergarten to Graduation.
- That the committee will act in the best interest of publically funded Catholic education.

8. **Committee Membership Recommendations**

The Committee discussed potential membership from the following groups;

- Trustees (2 or 3)

- Director of Education
- Facilities Services
- Student Support Services
- Alternative Programs – Stay-in-School Coordinator (2)
- Elementary Principal (Council)
- Secondary Principal (Council)
- Pastor (Diocese)
- Elementary Teacher
- Secondary Teacher
- OECTA (1)
- CUPE (1)
- Social Services Agency – RAFT/Pathstones
- Community Living
- Indigenous Community
- Home School student (Association)
- Retired Administrator/Trustee (Alliance)
- Parents (2) – NCPIC/SEAC Representatives (presentation to committees)
- Student Representatives – Elementary (2) and Secondary (2)

The Committee asked Chair Turner and Director Crocco to meet and forward letters to the various departments and associations to invite members to join the Growth and Retention Committee.

9. Committee Meeting Schedule 2019-2020

Chair Turner suggested the Committee meet January, March, May and June 2020. Dates will be confirmed by Chair Turner and Director Crocco.

10. Adjournment

Moved by Trustee Prince

THAT the November 12, 2019 Growth and Retention Committee Meeting of the Niagara Catholic District School Board be adjourned.

CARRIED

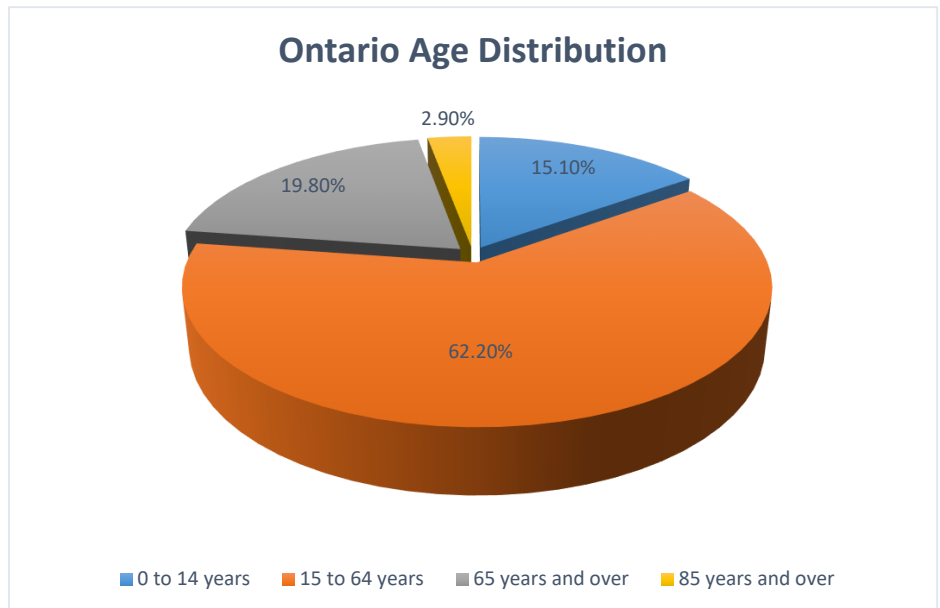
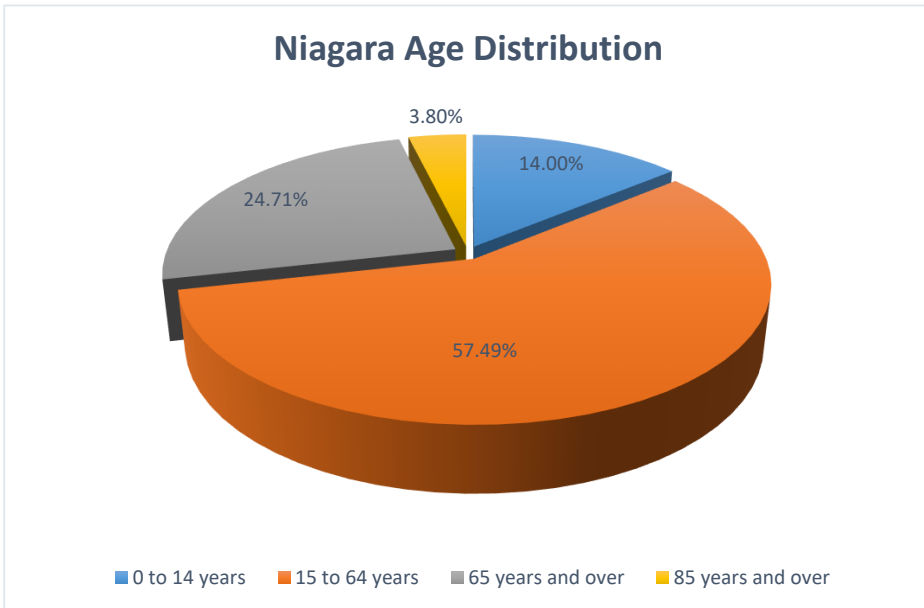
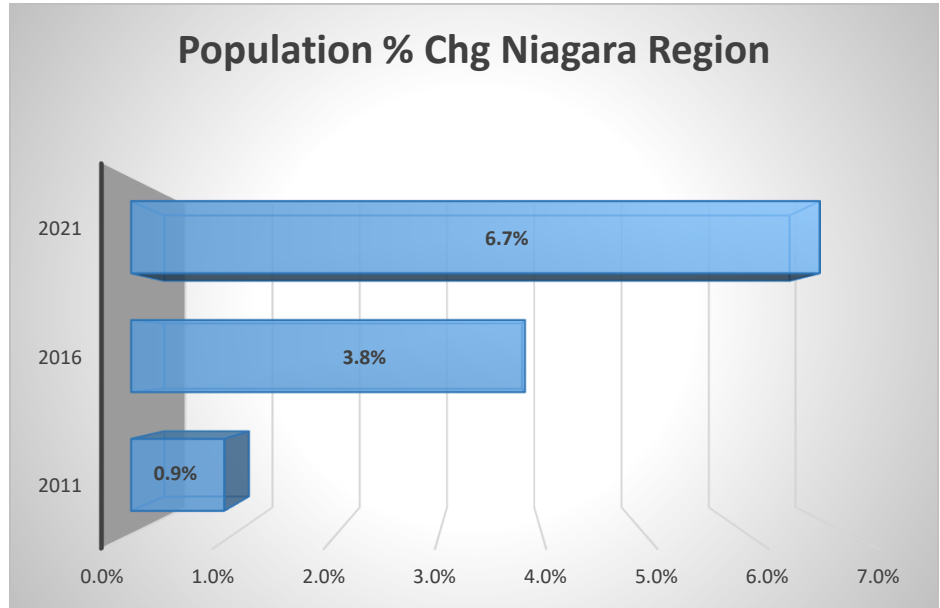
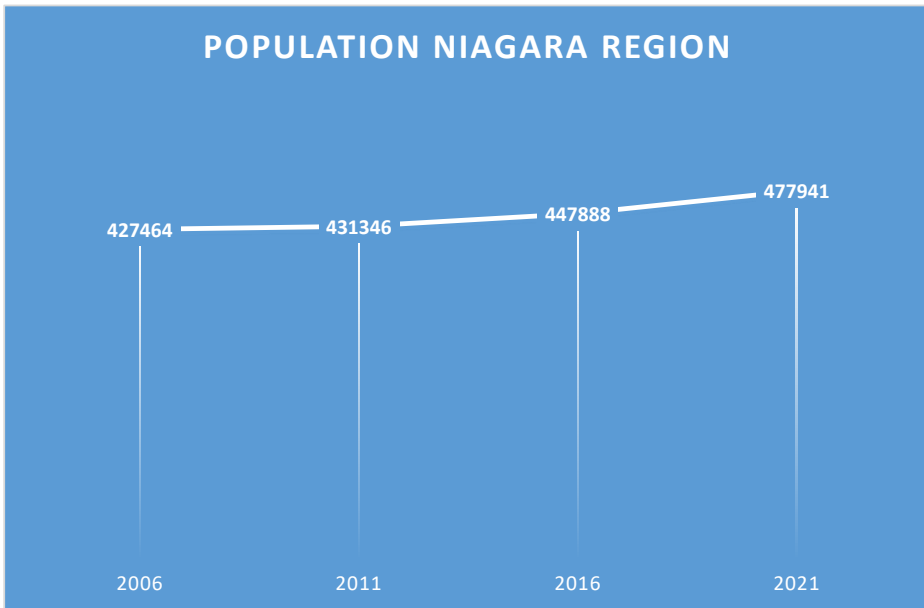
This meeting was adjourned at 6:14 p.m.

**TO: NIAGARA CATHOLIC DISTRICT SCHOOL BOARD
GROWTH AND RETENTION AD HOC COMMITTEE
MARCH 8, 2023**

PUBLIC SESSION

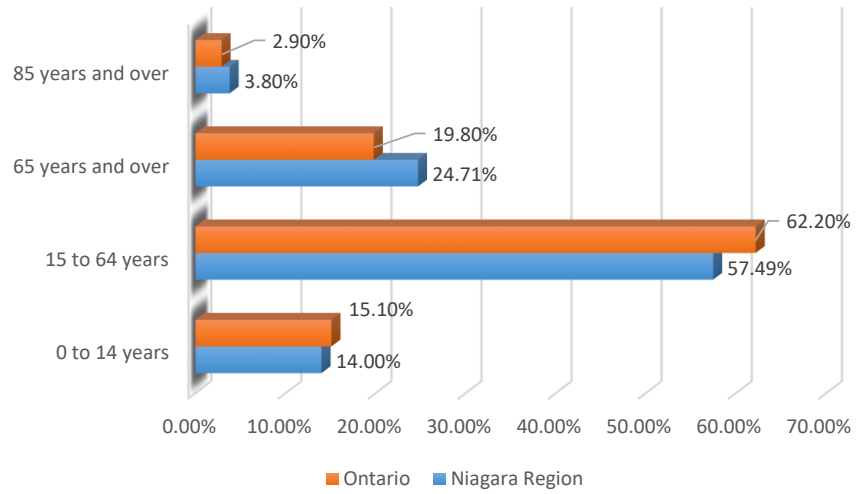
TITLE: DATA

CENSUS DATA CHARTS

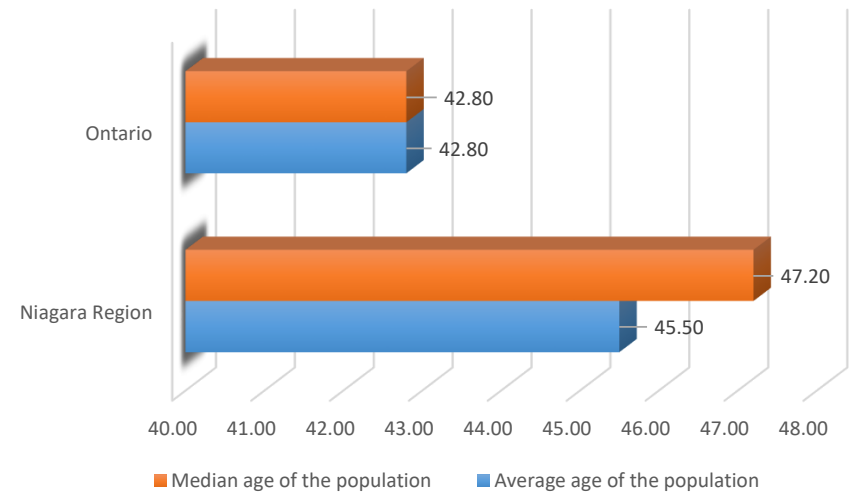


CENSUS DATA CHARTS

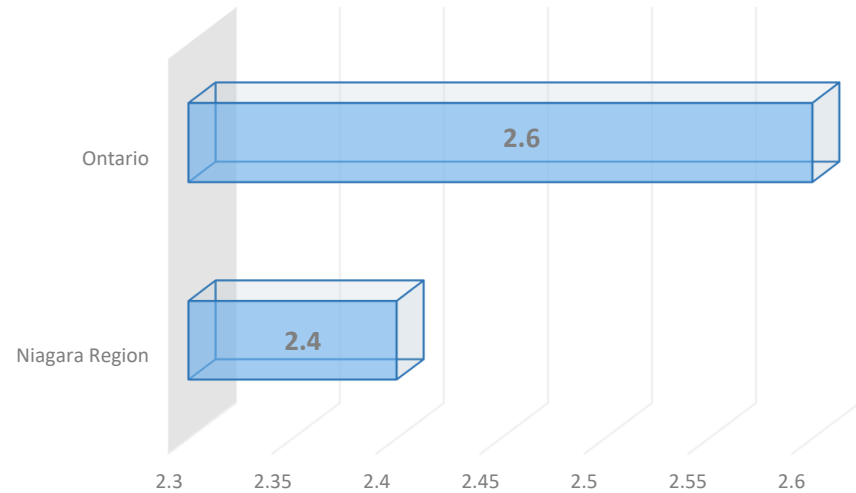
Age Distribution



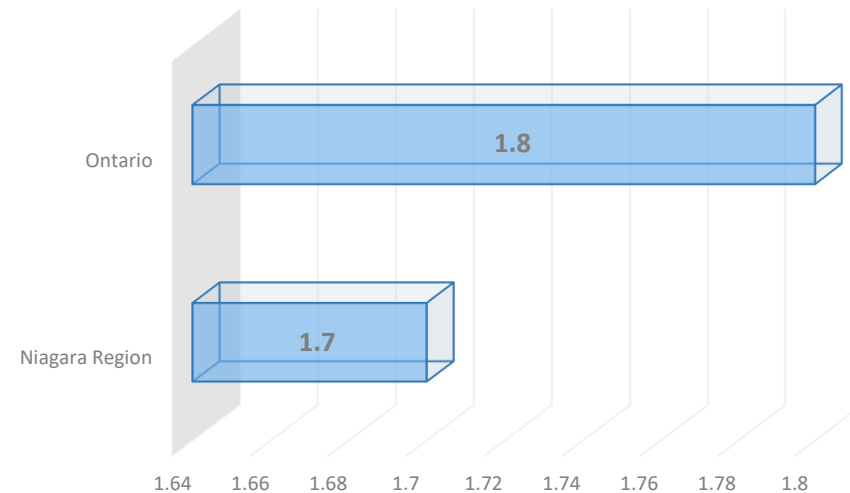
Age Population



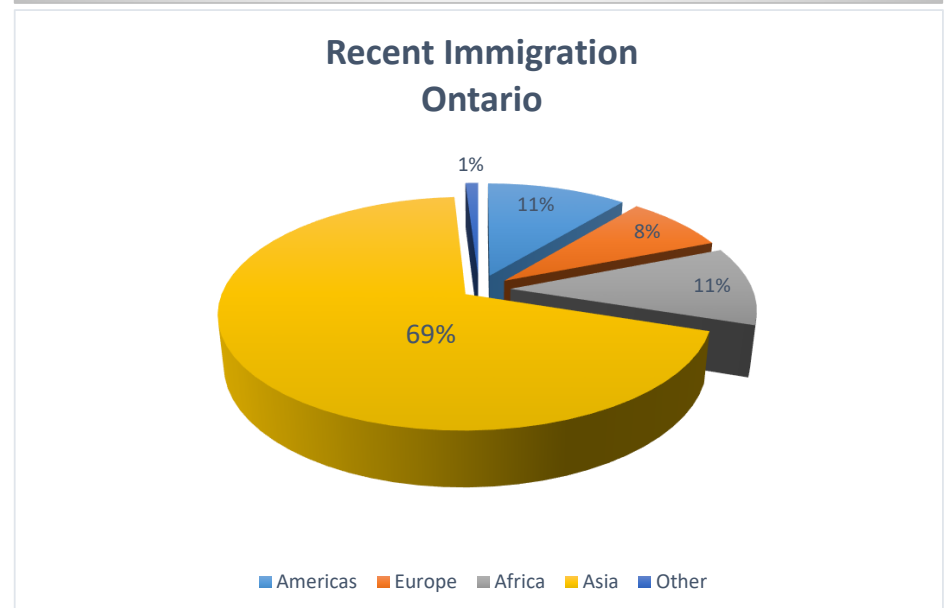
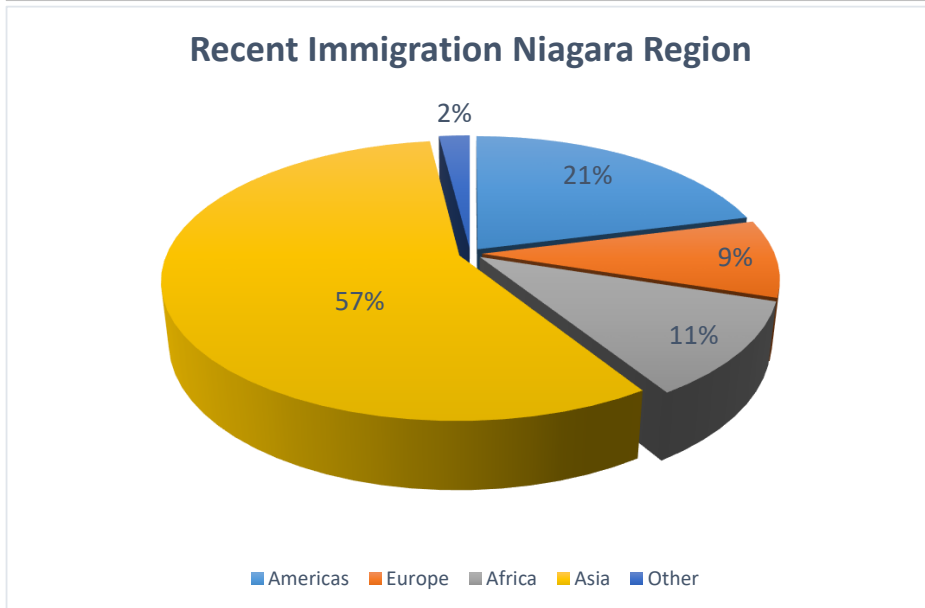
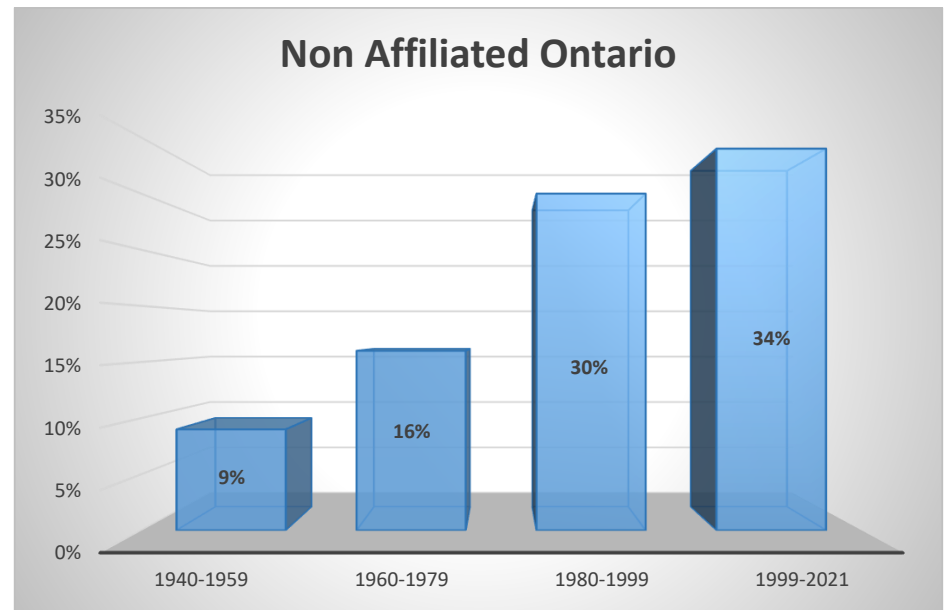
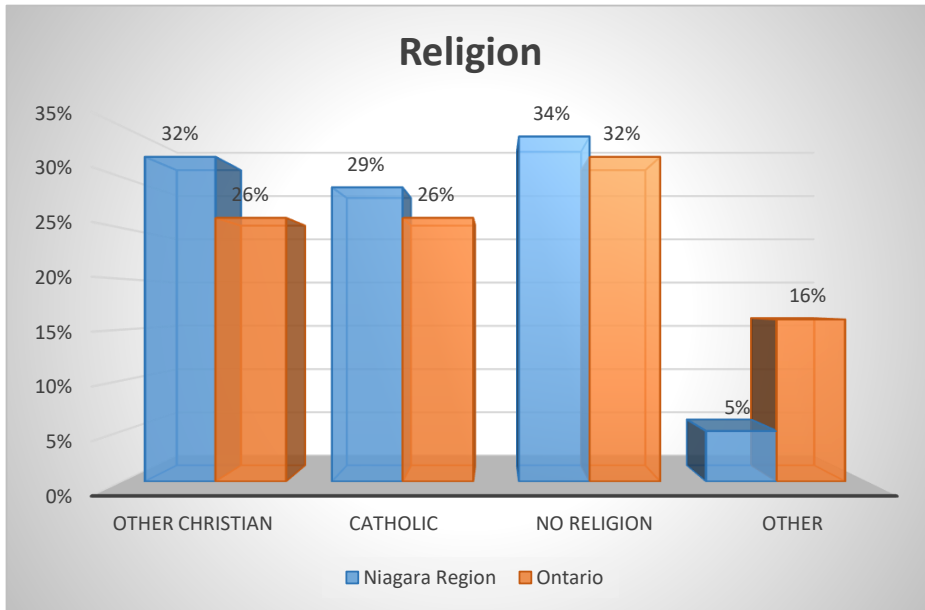
Average Household Size



Average Number of Children per Family



CENSUS DATA CHARTS



Asia - majority of recent immigration - India, China, Parkisan, Iran and Philippines

**NIAGARA CATHOLIC DISTRICT SCHOOL BOARD
ELEMENTARY ENROLMENT BY SCHOOL
OCTOBER 2016 - OCTOBER 2022**

Total Schools 2022-23	49
Enrolment under 200*	17
Enrolment under 250*	24
Enrolment over 500*	5
Enrolment over 600*	3

SCHOOL		Total Pupils							
		10/31/16	10/31/17	10/31/18	10/31/19	10/30/20	10/29/21	10/31/22	5 year (+/-)
ALEXANDER KUSKA	143	364	345	321	409	432	440	480	159
ASSUMPTION	171	169	170	170	165	146	144	154	-16
CANADIAN MARTYRS	172	511	502	497	479	472	441	459	-38
FATHER HENNEPIN	119	255	261	259	245	236	277	297	38
HOLY NAME	144	457	491	519	427	420	400	397	-122
LORETTO CATHOLIC	129	627	577	551	516	494	472	441	-110
MARY WARD	120	368	366	410	419	379	395	381	-29
MONSIGNOR CLANCY (OUR LADY OF THE HOLY ROSARY)	139	349	337	310	280	277	308	649	339
NOTRE DAME	121	248	273	294	305	313	320	311	17
OUR LADY OF FATIMA, G	191	537	559	575	595	584	551	548	-27
OUR LADY OF FATIMA, SC	174	244	263	282	281	312	322	339	57
OUR LADY OF MOUNT CARMEL	118	375	446	514	580	656	678	720	206
OUR LADY OF VICTORY	114	421	390	358	306	284	262	254	-104
POPE FRANCIS ES				6	5	5	0	0	0
SACRED HEART	122	283	265	272	270	288	298	285	13
ST ALEXANDER	131	408	384	377	369	384	430	455	78
ST ALFRED	175	440	433	409	388	367	341	327	-82
ST ANDREW	145	222	222	227	228	232	253	288	61
ST ANN, F	132	147	138	144	136	125	129	134	-10
ST ANN, SC	176	339	337	343	346	332	331	338	-5
ST ANTHONY	177	494	465	447	459	403	399	355	-92

ST AUGUSTINE	146	149	127	133	134	143	142	170	37
ST CHARLES	141	284	267	267	280	300	311	0	-267
ST CHRISTOPHER	178	202	178	184	167	168	197	226	42
ST DENIS	179	326	301	291	286	278	279	290	-1
ST EDWARD	194	199	176	135	87	95	98	113	-22
ST ELIZABETH	142	108	97	88	77	79	77	86	-2
ST GABRIEL LALEMANT	125	177	160	148	150	141	143	150	2
ST GEORGE	111	213	205	196	203	204	218	219	23
ST JAMES	180	286	242	238	236	218	196	192	-46
ST JOHN	195	339	444	432	414	391	376	370	-62
ST JOHN BOSCO	133	254	246	250	241	200	187	182	-68
ST JOHN HENRY NEWMAN	117	548	543	520	514	470	481	477	-43
ST JOSEPH, G	192	272	257	248	264	236	243	235	-13
ST JOSEPH, S	116	124	123	107	110	110	107	103	-4
ST KATERI TEKAKWITHA ES					14	13	13	13	13
ST KEVIN	148	360	348	346	343	327	307	334	-12
ST MARK	197	630	519	543	559	587	661	683	140
ST MARTIN	196	387	412	434	434	463	508	516	82
ST MARY, NF	127	187	176	185	208	197	195	220	35
ST MARY, W	149	187	169	168	158	159	163	167	-1
ST MICHAEL	198	352	324	296	291	267	267	261	-35
ST NICHOLAS	181	187	183	179	199	182	169	163	-16
ST PATRICK, NF	128	186	189	171	163	158	181	173	2
ST PATRICK, PC	137	166	177	172	156	145	147	140	-32
ST PETER	182	232	243	245	247	251	257	260	15
ST PHILOMENA	115	225	234	227	237	230	242	258	31
ST TERESA OF CALCUTTA	184	286	275	270	244	225	237	226	-44
ST THERESA	183	168	180	191	198	196	201	206	15
ST THERESE	134	171	169	181	169	157	164	180	-1
ST VINCENT DE PAUL	124	280	260	240	228	195	191	208	-32
TOTAL ELEMENTARY		14743	14448	14364	14220	13926	14154	14433	69

Notes:

French Immersion moved from St Mark to St John in 2017-18 school year

French Immersion moved from Holy Name to Alexander Kuska in 2019-20 school year

Pope Francis and St Kateri began reporting as their own sites in 2019-20, previously reported at Monsignor Clancy and St Charles

Special Education program no longer running at Pope Francis, Sept 2022

Loretto had a boundary change for the 2017-18 school year and no longer allowed out of boundary admissions

St Charles closed Sept 2022, students moved to Monsignor Clancy (Our Lady of the Holy Rosary)

**NIAGARA CATHOLIC DISTRICT SCHOOL BOARD
SECONDARY ENROLMENT BY SCHOOL
OCTOBER 2016 - OCTOBER 2022**

Total Schools 2022-23	10
Enrolment under 600*	3
Enrolment under 700*	6
Enrolment over 900*	3
Enrolment over 1000*	2

SCHOOL		Total Pupils							
		10/31/16	10/31/17	10/31/18	10/31/19	10/30/20	10/29/21	10/31/22	5 year (+/-)
BLESSED TRINITY SS	290	1043	1021	1047	1083	1067	1103	1117	70
DENIS MORRIS SS	260	1012	956	943	881	843	823	823	-120
HOLY CROSS SS	270	676	629	621	578	602	617	610	-11
LAKESHORE CHS	210	977	873	784	706	671	672	673	-111
NOTRE DAME COLLEGE S	250	1181	1232	1212	1042	1015	981	979	-233
POPE FRANCIS SS	433				111	92	151	173	173
SAINT FRANCIS SS	280	587	578	560	587	595	534	531	-29
SAINT KATERI TEKAKWITHA SS	425				17	15	12	13	13
SAINT MICHAEL HS	220	866	919	930	983	995	1020	1026	96
SAINT PAUL HS	230	818	773	716	650	609	610	643	-73
TOTAL SECONDARY		7160	6981	6813	6638	6504	6523	6588	-225

Notes:

Pope Francis and Saint Kateri began reporting as their own sites in 2019-20, previously reported at Notre Dame College beginning in 2017-18

Many of the the students reported at Pope Francis are part of the Independent Study program, ADE is calculated based on work completed not enrolment on the count dates

Niagara Catholic District School Board
Enrolment and Retention Numbers
2018 - 2022

School	Actual	Actual	NCDSB*	Actual	Actual	Actual	NCDSB*	Actual	Actual	Actual	NCDSB*	Actual	Actual	Actual	NCDSB*	Actual	Actual	Actual	NCDSB*	Actual	
	2018-19 Grade 9 Enrolment	2017-18 Grade 8 Enrolment	Grade 8 Retention Percentage	2019-20 Grade 9 Enrolment	2018-19 Grade 8 Enrolment	Grade 8 Retention Percentage	2020-21 Grade 9 Enrolment	2019-20 Grade 8 Enrolment	Grade 8 Retention Percentage	2021-22 Grade 9 Enrolment	2020-21 Grade 8 Enrolment	Grade 8 Retention Percentage	2021-22 Grade 9 Enrolment	2020-21 Grade 8 Enrolment	Grade 8 Retention Percentage	2022-23 Grade 9 Enrolment	2021-22 Grade 8 Enrolment	Grade 8 Retention Percentage	2022-23 Grade 9 Enrolment	2021-22 Grade 8 Enrolment	Grade 8 Retention Percentage
FOS - Notre Dame College School	246	231	80%	238	262	80%	225	249	82%	212	249	79%	226	245	83%	226	245	83%	226	245	83%
FOS - Lakeshore Catholic Secondary School	160	183	67%	172	157	76%	168	168	63%	167	162	70%	163	156	72%	163	156	72%	163	156	72%
FOS - St Paul Secondary School	138	211	73%	129	198	62%	146	237	60%	131	185	65%	184	224	78%	184	224	78%	184	224	78%
FOS - St Michael Secondary School	216	159	89%	243	173	95%	213	153	91%	247	173	92%	272	189	90%	272	189	90%	272	189	90%
FOS - Denis Morris Catholic Secondary School	235	221	86%	176	183	85%	186	199	79%	189	196	81%	209	205	87%	209	205	87%	209	205	87%
FOS - Holy Cross	145	171	78%	138	170	78%	148	173	82%	153	193	72%	149	183	79%	149	183	79%	149	183	79%
FOS - St Francis	132	145	83%	144	131	82%	128	129	84%	104	108	77%	147	123	85%	147	123	85%	147	123	85%
FOS - Blessed Trinity	277	224	96%	290	244	92%	253	214	93%	254	238	90%	261	251	88%	261	251	88%	261	251	88%
Total	1549	1545	82%	1530	1518	81%	1467	1522	79%	1457	1504	79%	1611	1576	83%	1611	1576	83%	1611	1576	83%

*Feeder School plus Other NCDSB elementary schools

FOS - Notre Dame College School

Feeder School	2017-18	Grade 8	Actual	2018-19	Grade 8	Actual	2019-20	Grade 8	Actual	2020-21	Grade 8	Actual	2021-22	Grade 8	Actual
	Grade 8 Enrolment	Retention NCDSB	Retention Percentage	Grade 8 Enrolment	Retention NCDSB	Retention Percentage	Grade 8 Enrolment	Retention NCDSB	Retention Percentage	Grade 8 Enrolment	Retention NCDSB	Retention Percentage	Grade 8 Enrolment	Retention NCDSB	Retention Percentage
St Ann, Fenwick	8	4	50%	19	13	68%	13	8	62%	18	9	50%	10	4	40%
St Alexander	49	21	43%	50	23	46%	44	26	59%	46	23	50%	53	31	58%
Alexander Kuska	42	36	86%	43	40	93%	42	37	88%	37	34	92%	50	45	90%
Holy Name	26	23	88%	47	46	98%	56	48	86%	51	44	86%	45	43	96%
St Andrew	28	25	89%	24	22	92%	25	19	76%	26	24	92%	24	21	88%
St Augustine	8	8	100%	21	19	90%	15	14	93%	16	14	88%	10	10	100%
St Kevin	43	42	98%	36	30	83%	41	40	98%	36	32	89%	35	34	97%
St Mary, Welland	27	26	96%	22	17	77%	13	13	100%	19	17	89%	18	16	89%
Total	231	185	80%	262	210	80%	249	205	82%	249	197	79%	245	204	83%

FOS - Lakeshore Catholic Secondary School

Feeder School	2017-18	Grade 8	Actual	2018-19	Grade 8	Actual	2019-20	Grade 8	Actual	2020-21	Grade 8	Actual	2021-22	Grade 8	Actual
	Grade 8 Enrolment	Retention NCDSB	Retention Percentage	Grade 8 Enrolment	Retention NCDSB	Retention Percentage	Grade 8 Enrolment	Retention NCDSB	Retention Percentage	Grade 8 Enrolment	Retention NCDSB	Retention Percentage	Grade 8 Enrolment	Retention NCDSB	Retention Percentage
Our Lady of Victory	50	16	32%	33	18	55%	42	19	45%	38	18	47%	36	17	47%
St George	30	24	80%	18	16	89%	18	7	39%	20	16	80%	19	14	74%
St Joseph, Snyder	15	12	80%	10	10	100%	11	10	91%	6	6	100%	13	12	92%
St Philomena	21	10	48%	14	9	64%	22	10	45%	20	7	35%	22	11	50%
St John Bosco	23	22	96%	29	26	90%	32	24	75%	28	25	89%	25	24	96%
St Patrick	16	14	88%	18	14	78%	17	16	94%	24	23	96%	17	14	82%
St Therese	16	15	94%	24	20	83%	18	14	78%	16	14	88%	20	17	85%
St Elizabeth	12	9	75%	11	6	55%	8	6	75%	10	4	40%	4	3	75%
Total	183	122	67%	157	119	76%	168	106	63%	162	113	70%	156	112	72%

FOS - Saint Paul Secondary School

Feeder School	2017-18	Grade 8	Actual	2018-19	Grade 8	Actual	2019-20	Grade 8	Actual	2020-21	Grade 8	Actual	2021-22	Grade 8	Actual
	Grade 8	Retention	Retention	Grade 8	Retention	Retention	Grade 8	Retention	Retention	Grade 8	Retention	Retention	Grade 8	Retention	Retention
	Enrolment	NCDSB	Percentage	Enrolment	NCDSB	Percentage	Enrolment	NCDSB	Percentage	Enrolment	NCDSB	Percentage	Enrolment	NCDSB	Percentage
Cardinal Newman (St John Henry Newman)	79	67	85%	61	46	75%	69	51	74%	60	46	77%	55	53	96%
Mary Ward	42	22	52%	33	8	24%	52	25	48%	29	16	55%	45	20	44%
Notre Dame	19	10	53%	22	20	91%	26	7	27%	19	11	58%	30	26	87%
St Gabriel Lalemant	11	8	73%	18	5	28%	12	7	58%	13	6	46%	16	7	44%
St Mary	17	17	100%	19	17	89%	22	17	77%	20	15	75%	25	22	88%
St Patrick	17	13	76%	18	17	94%	22	17	77%	14	11	79%	27	27	100%
St Vincent de Paul	26	16	62%	27	10	37%	34	18	53%	30	16	53%	26	20	77%
Total	211	153	73%	198	123	62%	237	142	60%	185	121	65%	224	175	78%

Saint Michael Secondary School

Feeder School	2017-18	Grade 8	Actual	2018-19	Grade 8	Actual	2019-20	Grade 8	Actual	2020-21	Grade 8	Actual	2021-22	Grade 8	Actual
	Grade 8	Retention	Retention	Grade 8	Retention	Retention	Grade 8	Retention	Retention	Grade 8	Retention	Retention	Grade 8	Retention	Retention
	Enrolment	NCDSB	Percentage	Enrolment	NCDSB	Percentage	Enrolment	NCDSB	Percentage	Enrolment	NCDSB	Percentage	Enrolment	NCDSB	Percentage
Father Hennepin	34	29	85%	30	27	90%	25	23	92%	27	24	89%	24	21	88%
Our Lady of Mount Carmel	35	29	83%	43	41	95%	48	42	88%	62	57	92%	66	58	88%
Sacred Heart	28	27	96%	40	38	95%	26	22	85%	31	28	90%	37	33	89%
Loretto Catholic	62	57	92%	60	58	97%	54	52	96%	53	50	94%	62	58	94%
Total	159	142	89%	173	164	95%	153	139	91%	173	159	92%	189	170	90%

FOS - Denis Morris Catholic Secondary School

Feeder School	2017-18	Grade 8	Actual	2018-19	Grade 8	Actual	2019-20	Grade 8	Actual	2020-21	Grade 8	Actual	2021-22	Grade 8	Actual
	Grade 8	Retention	Retention	Grade 8	Retention	Retention	Grade 8	Retention	Retention	Grade 8	Retention	Retention	Grade 8	Retention	Retention
	Enrolment	NCDSB	Percentage	Enrolment	NCDSB	Percentage	Enrolment	NCDSB	Percentage	Enrolment	NCDSB	Percentage	Enrolment	NCDSB	Percentage
St Anthony	61	52	85%	42	35	83%	60	51	85%	60	47	78%	44	39	89%
St Christopher	17	16	94%	12	10	83%	18	15	83%	13	10	77%	18	18	100%
St Nicholas	14	12	86%	11	8	73%	26	21	81%	21	18	86%	20	16	80%
St Peter	27	23	85%	24	22	92%	25	21	84%	19	15	79%	35	31	89%
St Theresa	15	11	73%	18	16	89%	18	11	61%	23	17	74%	17	14	82%
Monsignor Clancy (Our Lady of the Holy Rosary)	87	76	87%	76	65	86%	52	39	75%	60	52	87%	71	61	86%
Total	221	190	86%	183	156	85%	199	158	79%	196	159	81%	205	179	87%

FOS - Holy Cross

Feeder School	2017-18	Grade 8	Actual	2018-19	Grade 8	Actual	2019-20	Grade 8	Actual	2020-21	Grade 8	Actual	2021-22	Grade 8	Actual
	Grade 8	Retention	Retention	Grade 8	Retention	Retention	Grade 8	Retention	Retention	Grade 8	Retention	Retention	Grade 8	Retention	Retention
	Enrolment	NCDSB	Percentage	Enrolment	NCDSB	Percentage	Enrolment	NCDSB	Percentage	Enrolment	NCDSB	Percentage	Enrolment	NCDSB	Percentage
Assumption	12	11	92%	24	23	96%	21	17	81%	14	11	79%	21	18	86%
Canadian Martyrs	46	37	80%	58	47	81%	52	47	90%	51	42	82%	43	39	91%
Our Lady of Fatima	14	7	50%	17	11	65%	11	9	82%	38	24	63%	30	22	73%
St Alfred	49	39	80%	32	23	72%	38	29	76%	56	37	66%	50	37	74%
St Michael	50	40	80%	39	28	72%	51	40	78%	34	25	74%	39	28	72%
Total	171	134	78%	170	132	78%	173	142	82%	193	139	72%	183	144	79%

FOS - St Francis

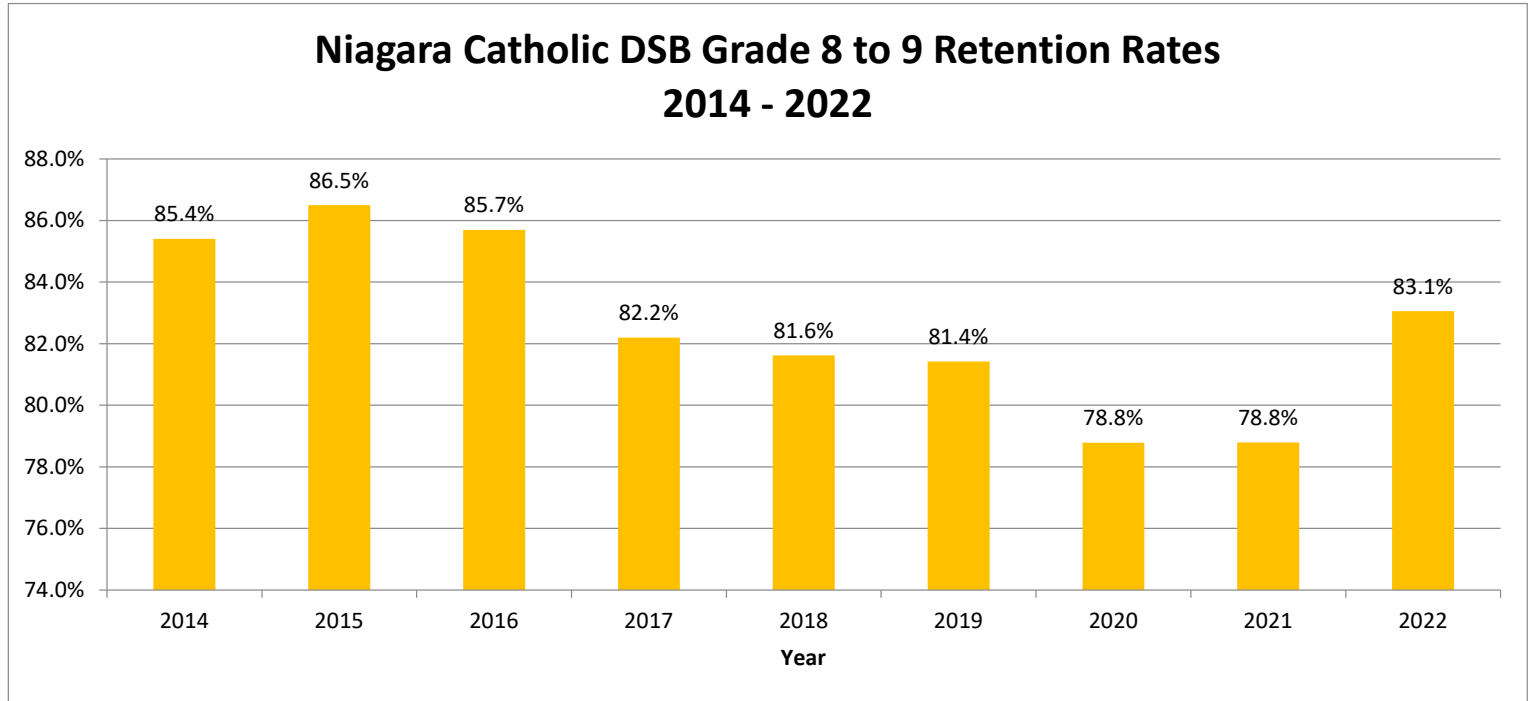
Feeder School	2017-18	Grade 8	Actual	2018-19	Grade 8	Actual	2019-20	Grade 8	Actual	2020-21	Grade 8	Actual	2021-22	Grade 8	Actual
	Grade 8	Retention	Retention	Grade 8	Retention	Retention	Grade 8	Retention	Retention	Grade 8	Retention	Retention	Grade 8	Retention	Retention
	Enrolment	NCDSB	Percentage	Enrolment	NCDSB	Percentage	Enrolment	NCDSB	Percentage	Enrolment	NCDSB	Percentage	Enrolment	NCDSB	Percentage
Mother Teresa (St Teresa of Calcutta)	47	41	87%	42	38	90%	30	28	93%	19	10	53%	32	20	63%
St Ann	36	32	89%	28	19	68%	36	30	83%	35	28	80%	34	29	85%
St Denis	30	25	83%	31	27	87%	31	27	87%	25	24	96%	32	32	100%
St James	32	23	72%	30	24	80%	32	24	75%	29	21	72%	25	24	96%
Total	145	121	83%	131	108	82%	129	109	84%	108	83	77%	123	105	85%

FOS - Blessed Trinity

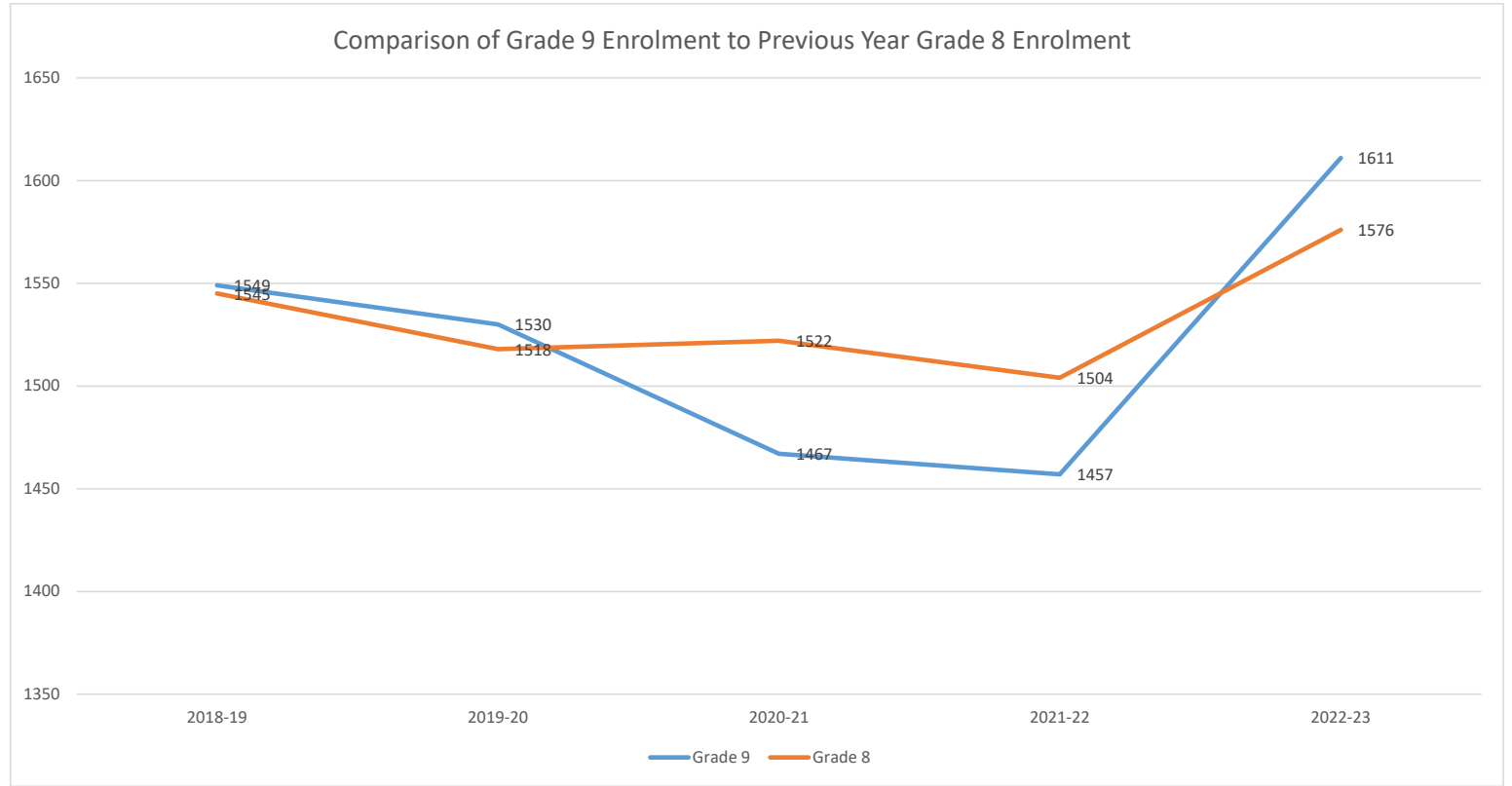
Feeder School	2017-18	Grade 8	Actual	2018-19	Grade 8	Actual	2019-20	Grade 8	Actual	2020-21	Grade 8	Actual	2021-22	Grade 8	Actual
	Grade 8	Retention	Retention	Grade 8	Retention	Retention	Grade 8	Retention	Retention	Grade 8	Retention	Retention	Grade 8	Retention	Retention
	Enrolment	NCDSB	Percentage	Enrolment	NCDSB	Percentage	Enrolment	NCDSB	Percentage	Enrolment	NCDSB	Percentage	Enrolment	NCDSB	Percentage
Our Lady of Fatima, Gr	54	54	100%	61	59	97%	60	57	95%	75	67	89%	58	57	98%
St Joseph, Gr	29	29	100%	28	27	96%	32	31	97%	29	26	90%	38	35	92%
St Edward	9	9	100%	22	17	77%	7	5	71%	5	2	40%	7	5	71%
St John	46	43	93%	39	33	85%	32	25	78%	47	43	91%	47	45	96%
St Mark	46	43	93%	48	47	98%	49	47	96%	48	46	96%	55	37	67%
St Martin	40	36	90%	46	41	89%	34	33	97%	34	30	88%	46	41	89%
Total	224	214	96%	244	224	92%	214	198	93%	238	214	90%	251	220	88%

Niagara Catholic District School Board
Grade 8 to 9 Retention Rates

Year	Retained
2014	85.4%
2015	86.5%
2016	85.7%
2017	82.2%
2018	81.6%
2019	81.4%
2020	78.8%
2021	78.8%
2022	83.1%

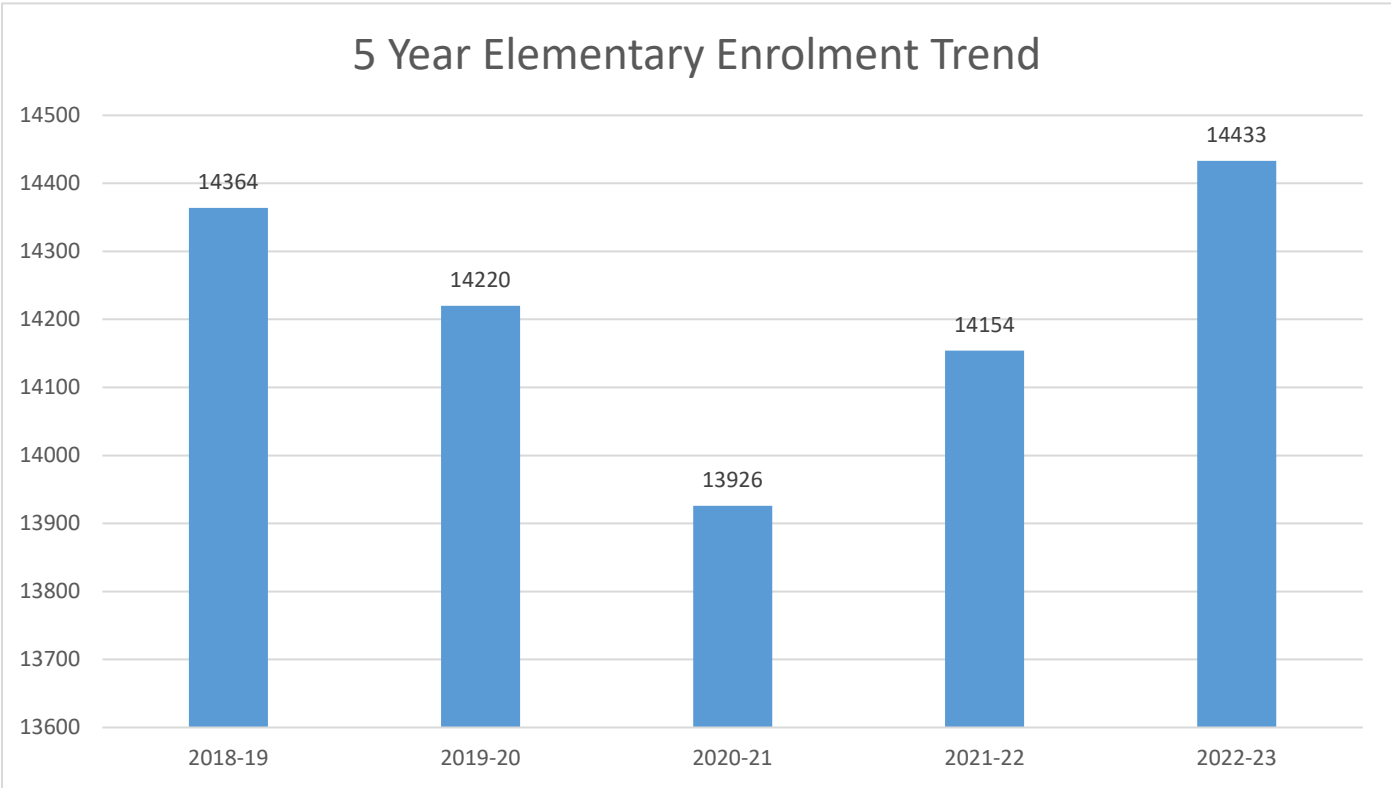


Year	Grade 9	Grade 8
2018-19	1549	1545
2019-20	1530	1518
2020-21	1467	1522
2021-22	1457	1504
2022-23	1611	1576



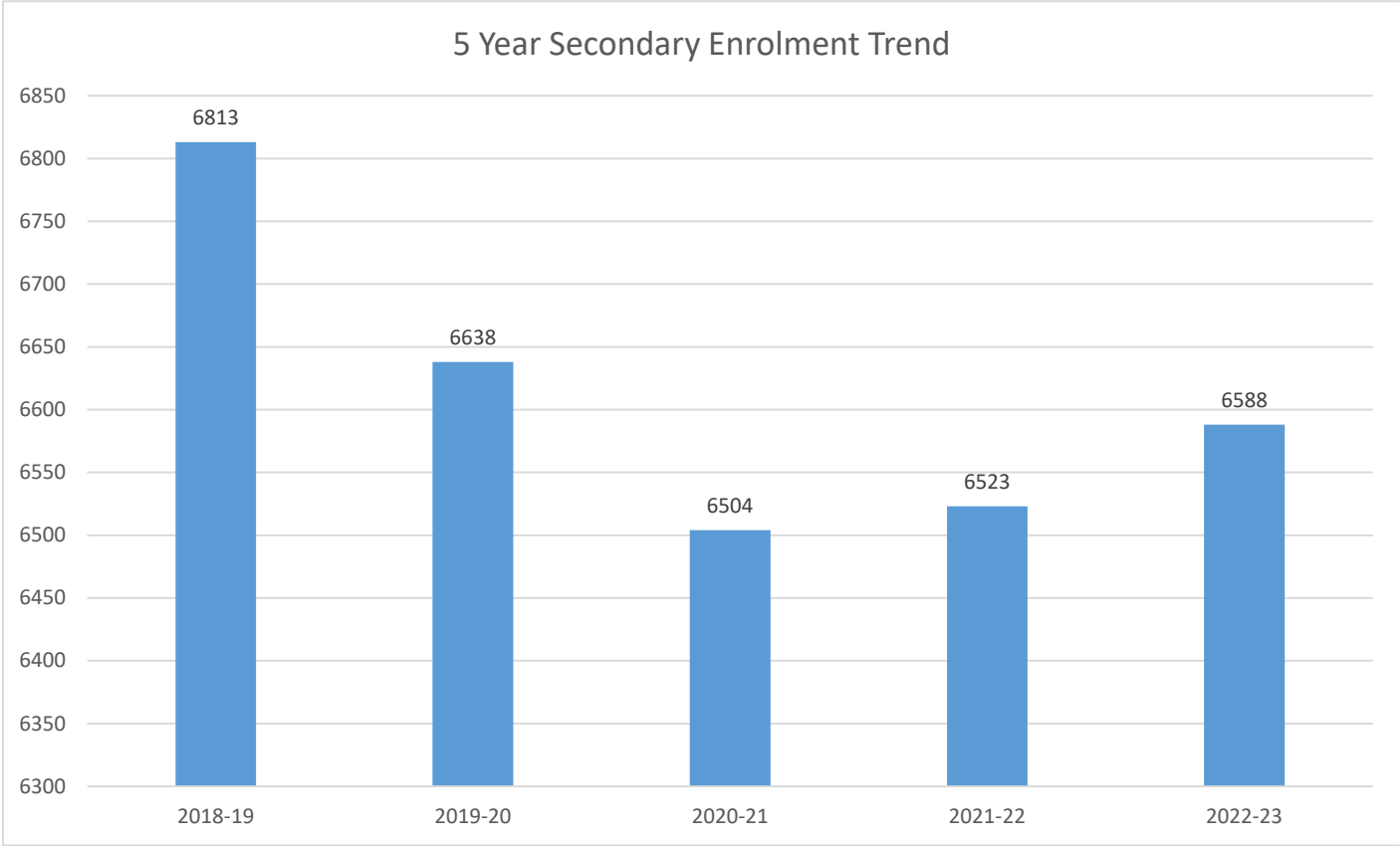
Elementary Enrolment

Year	Enrolment
2018-19	14364
2019-20	14220
2020-21	13926
2021-22	14154
2022-23	14433



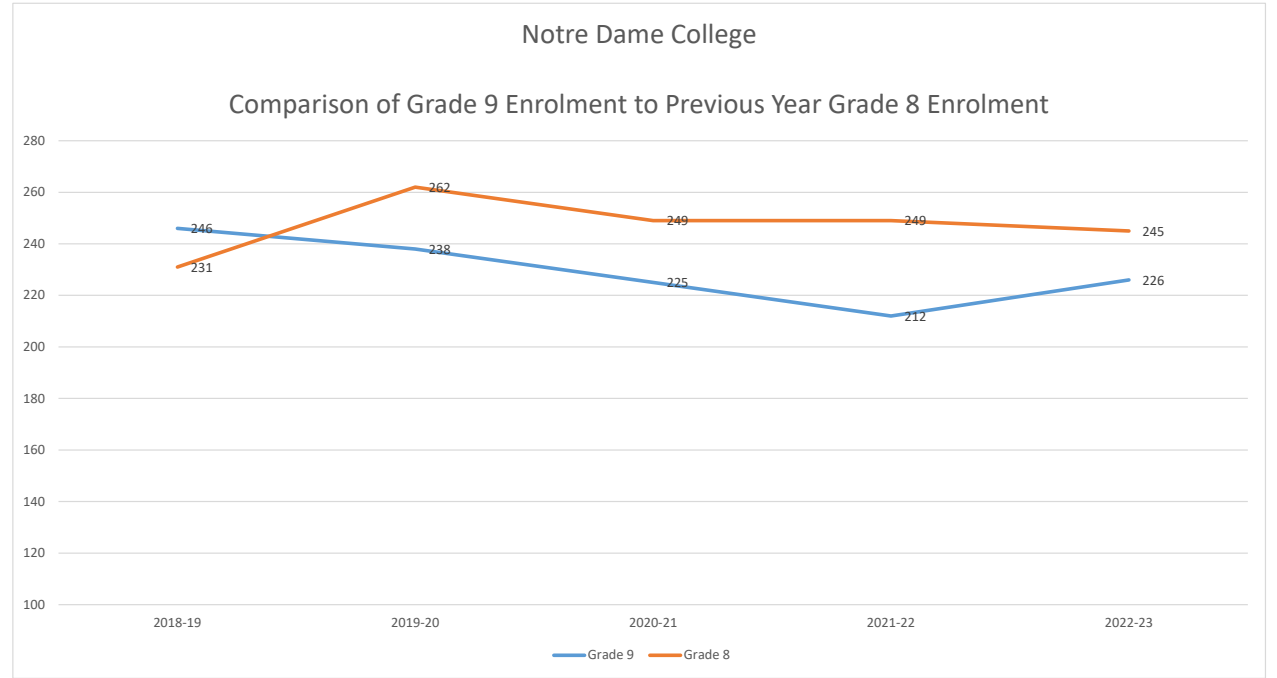
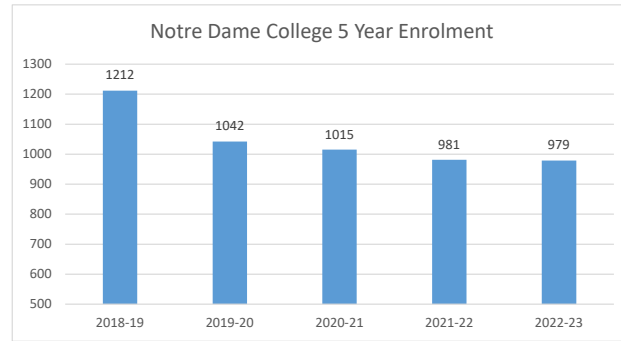
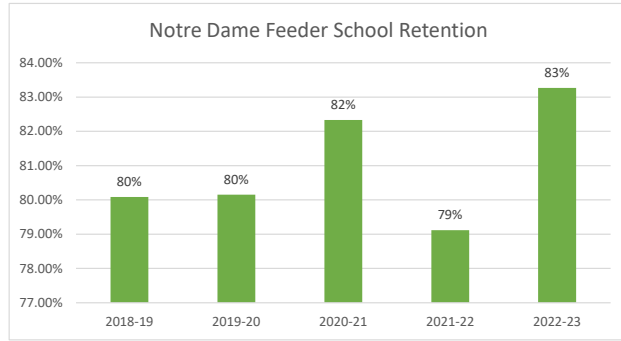
Secondary Enrolment

Year	Enrolment
2018-19	6813
2019-20	6638
2020-21	6504
2021-22	6523
2022-23	6588



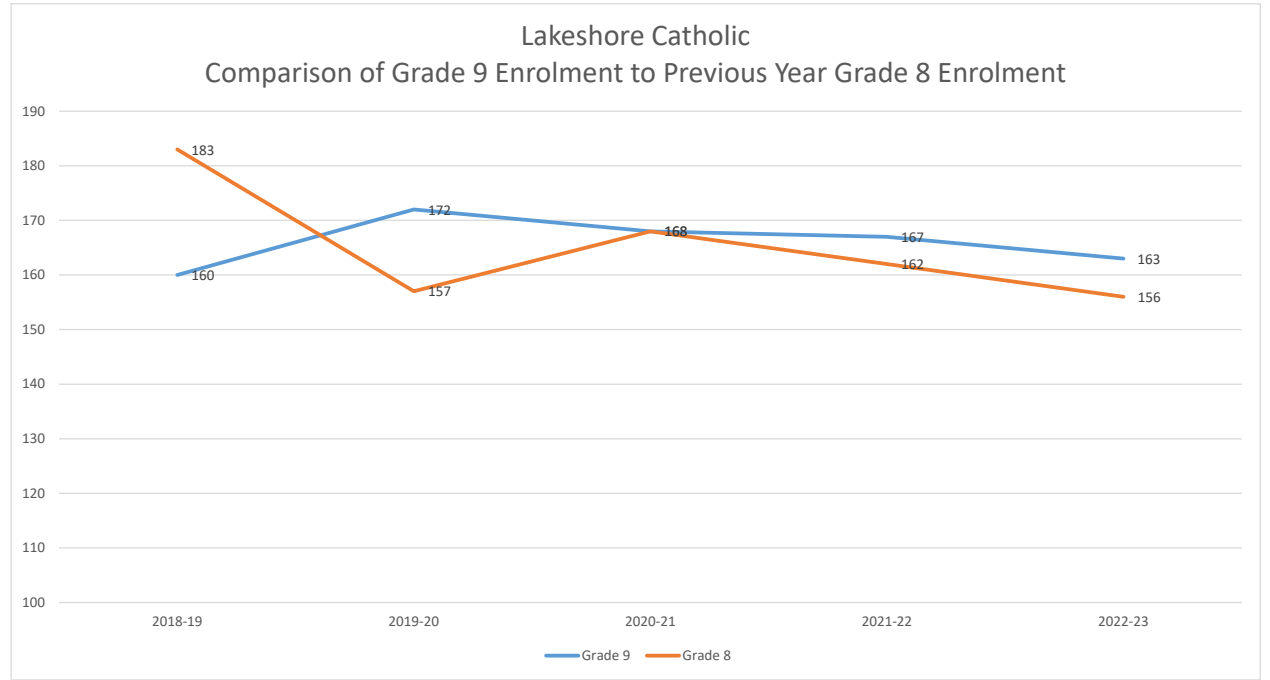
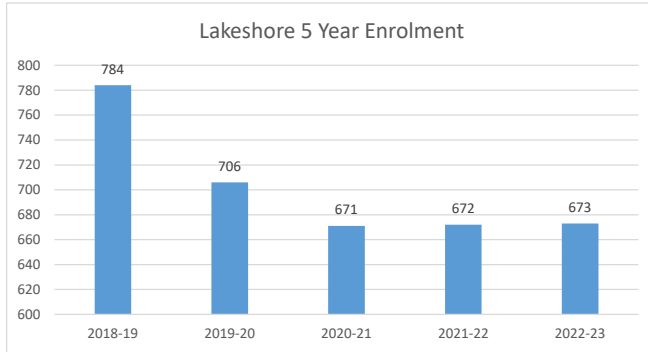
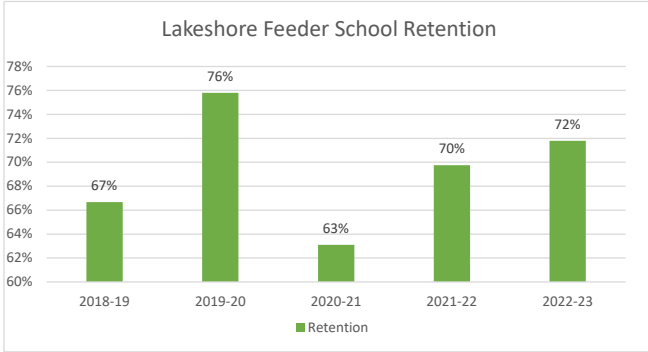
Notre Dame College

Year	Grade 9	Grade 8	Retention	Year	Enrolment
2018-19	246	231	80%	2018-19	1212
2019-20	238	262	80%	2019-20	1042
2020-21	225	249	82%	2020-21	1015
2021-22	212	249	79%	2021-22	981
2022-23	226	245	83%	2022-23	979



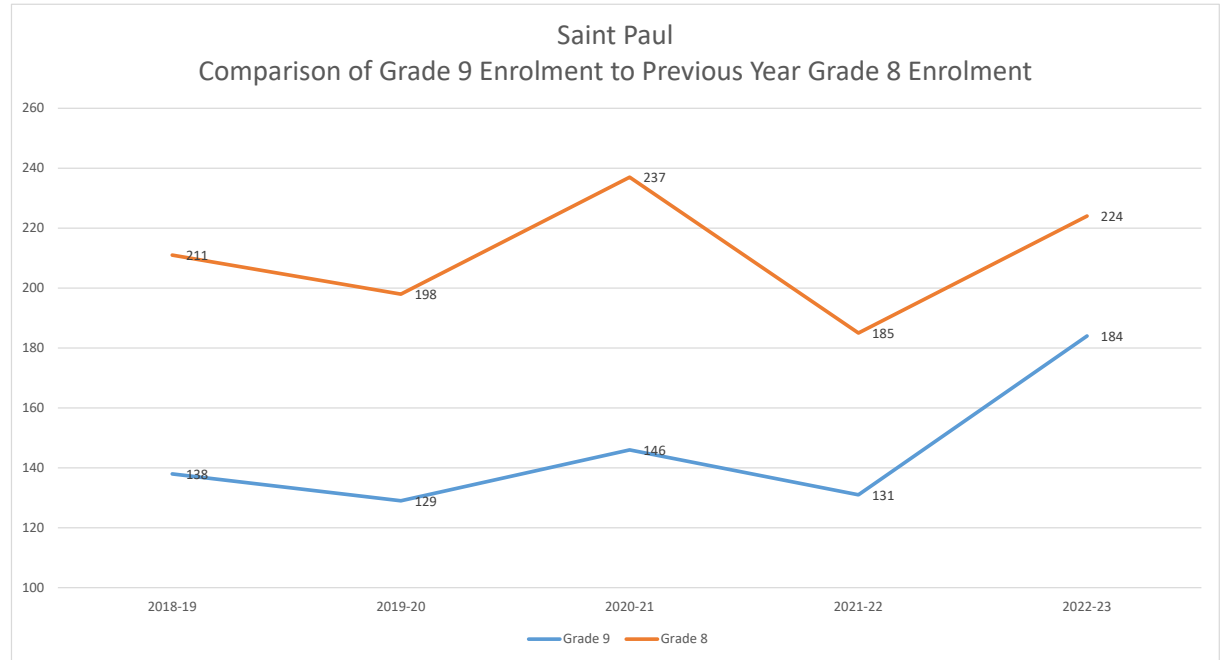
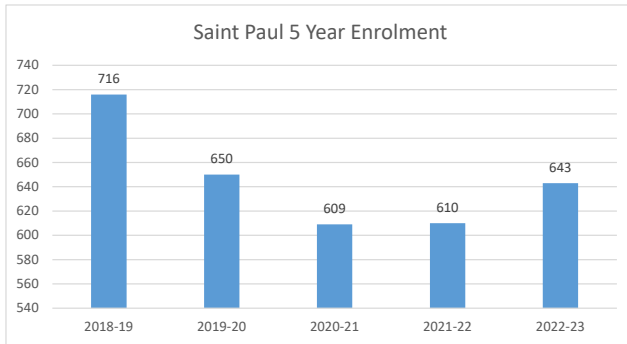
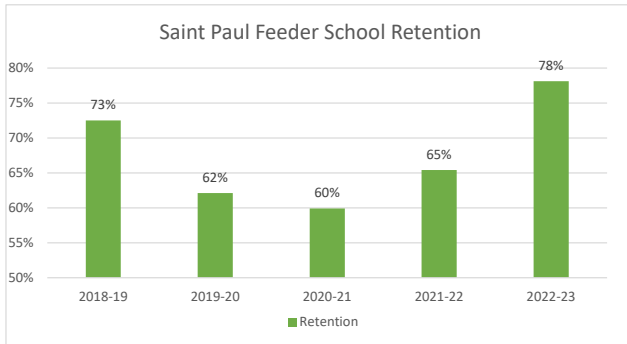
Lakeshore Catholic

Year	Grade 9	Grade 8	Retention	Year	Enrolment
2018-19	160	183	67%	2018-19	784
2019-20	172	157	76%	2019-20	706
2020-21	168	168	63%	2020-21	671
2021-22	167	162	70%	2021-22	672
2022-23	163	156	72%	2022-23	673



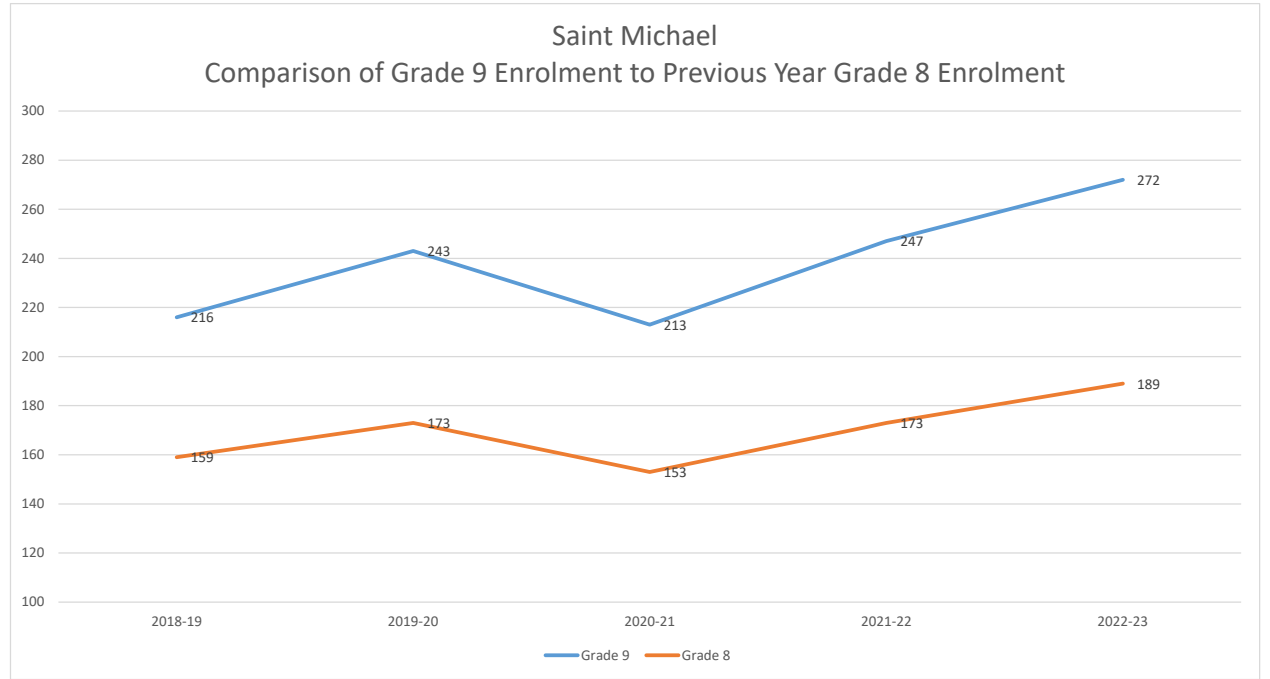
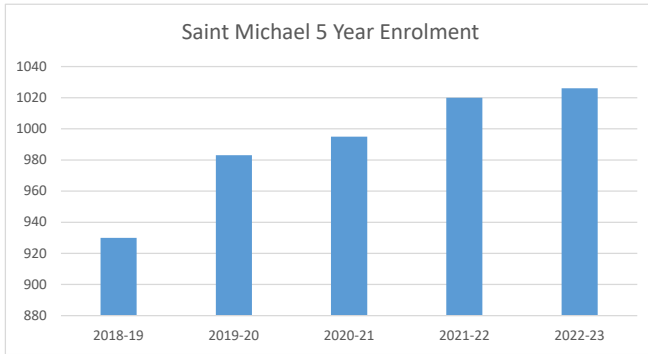
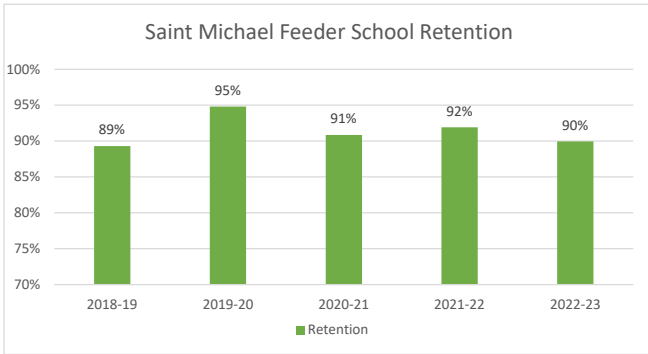
Saint Paul

Year	Grade 9	Grade 8	Retention	Year	Enrolment
2018-19	138	211	73%	2018-19	716
2019-20	129	198	62%	2019-20	650
2020-21	146	237	60%	2020-21	609
2021-22	131	185	65%	2021-22	610
2022-23	184	224	78%	2022-23	643



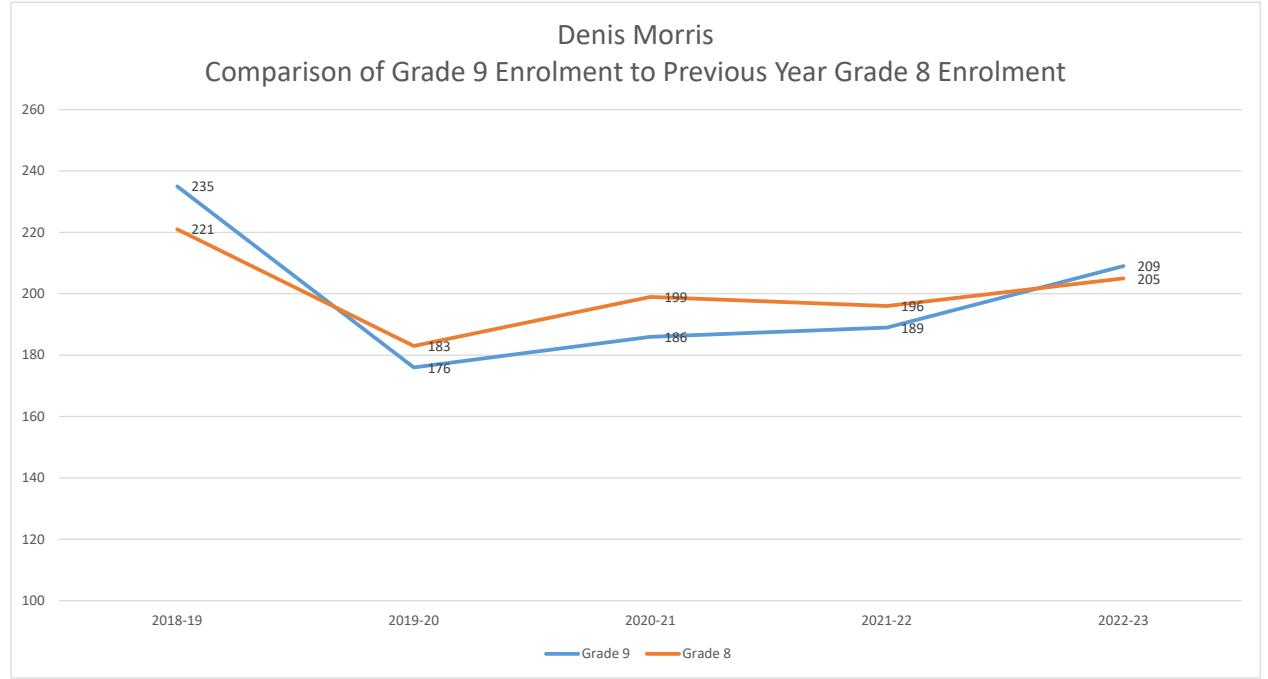
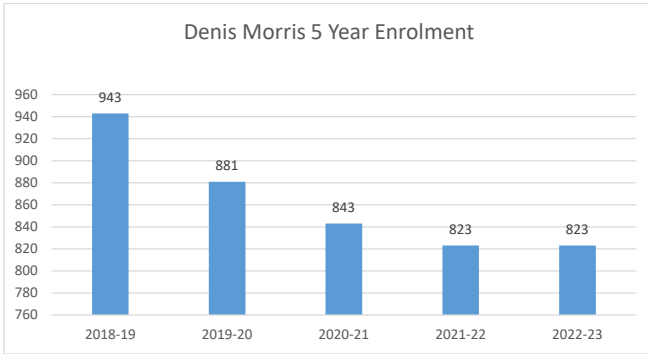
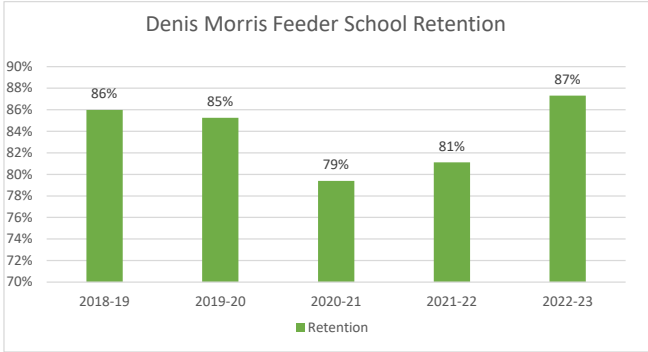
Saint Michael

Year	Grade 9	Grade 8	Retention	Year	Enrolment
2018-19	216	159	89%	2018-19	930
2019-20	243	173	95%	2019-20	983
2020-21	213	153	91%	2020-21	995
2021-22	247	173	92%	2021-22	1020
2022-23	272	189	90%	2022-23	1026



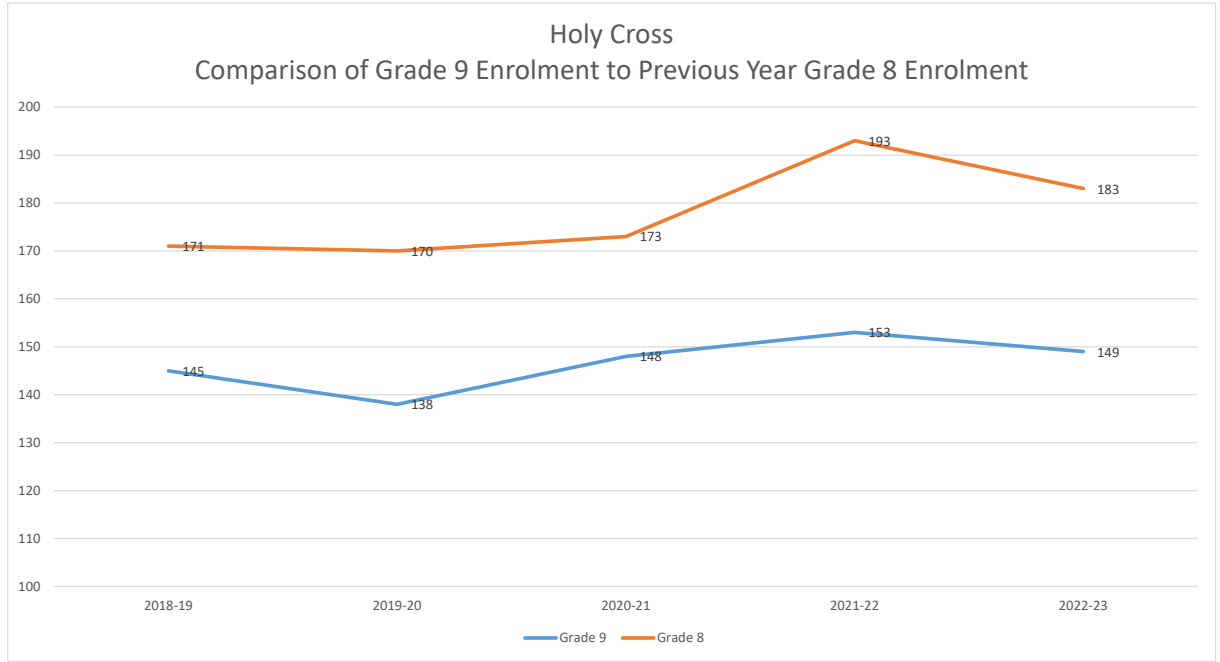
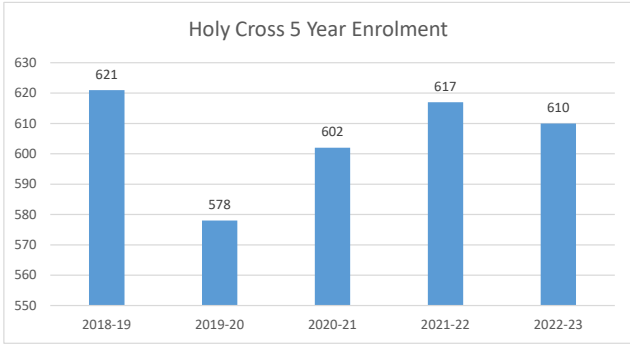
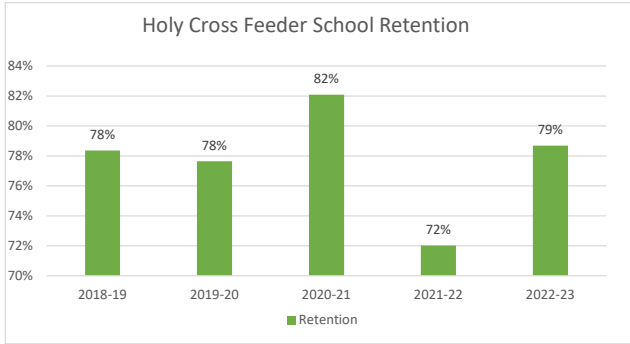
Denis Morris

Year	Grade 9	Grade 8	Retention	Year	Enrolment
2018-19	235	221	86%	2018-19	943
2019-20	176	183	85%	2019-20	881
2020-21	186	199	79%	2020-21	843
2021-22	189	196	81%	2021-22	823
2022-23	209	205	87%	2022-23	823



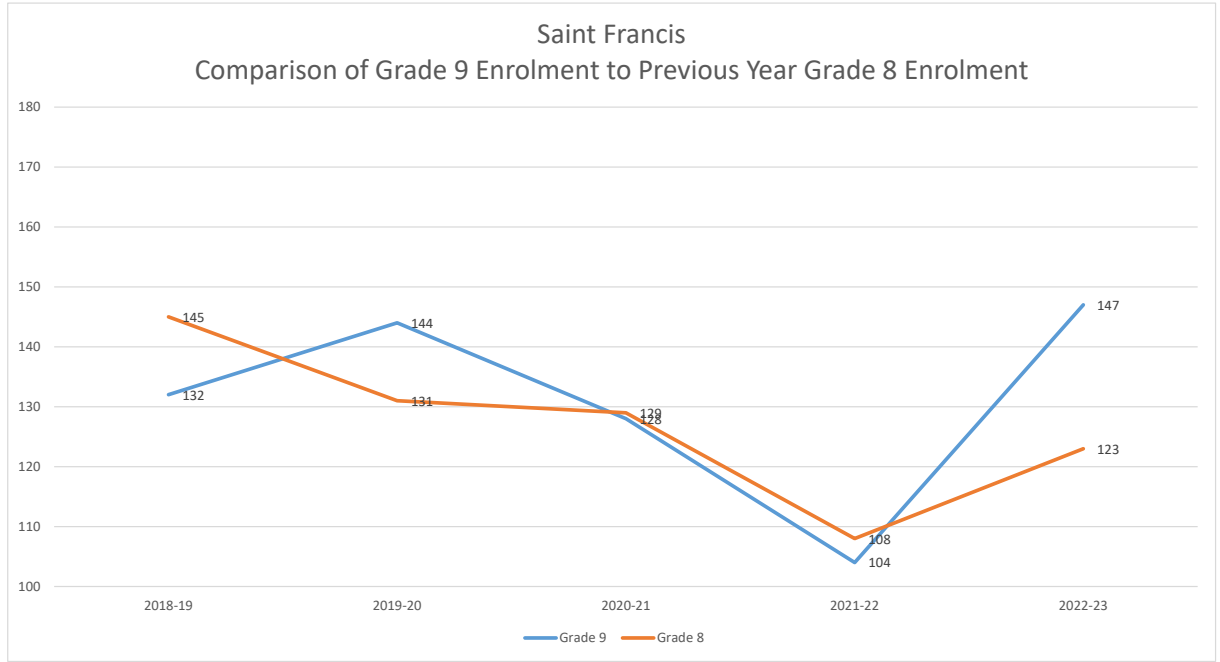
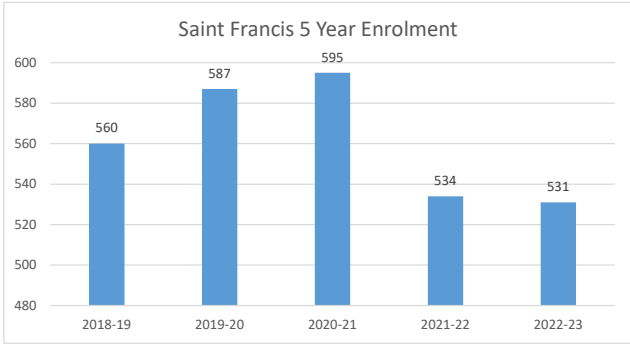
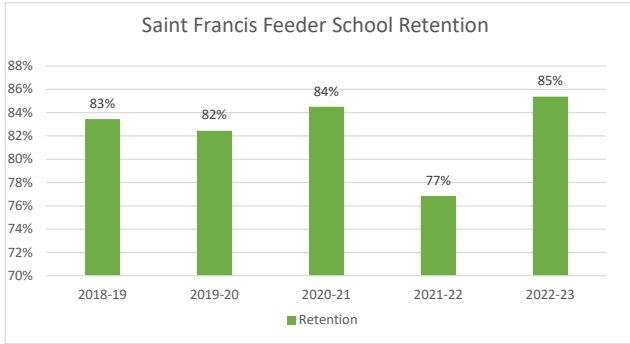
Holy Cross

Year	Grade 9	Grade 8	Retention	Year	Enrolment
2018-19	145	171	78%	2018-19	621
2019-20	138	170	78%	2019-20	578
2020-21	148	173	82%	2020-21	602
2021-22	153	193	72%	2021-22	617
2022-23	149	183	79%	2022-23	610



Saint Francis

Year	Grade 9	Grade 8	Retention	Year	Enrolment
2018-19	132	145	83%	2018-19	560
2019-20	144	131	82%	2019-20	587
2020-21	128	129	84%	2020-21	595
2021-22	104	108	77%	2021-22	534
2022-23	147	123	85%	2022-23	531



Blessed Trinity

Year	Grade 9	Grade 8	Retention	Year	Enrolment
2018-19	277	224	96%	2018-19	1047
2019-20	290	244	92%	2019-20	1083
2020-21	253	214	93%	2020-21	1067
2021-22	254	238	90%	2021-22	1103
2022-23	261	251	88%	2022-23	1117

